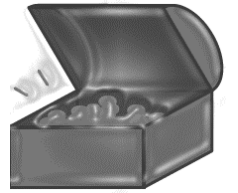



# UNIT 2

# CAPTAIN COOK



1. What can you see?



1. p \_ \_ r \_ \_




2. k \_ a \_ \_

3. \_ \_ a \_

4. p \_ \_ a \_ \_

5. \_ \_ \_ a \_ \_ e

2. Look at the rooms and find the hidden things.



1. The tree is in the bathroom.

2. ....

3. ....

4. ....

5. ....

7. ....

6. ....

8. ....

3. Look and write.


\_\_\_\_\_

\_\_\_\_\_



tummy

4. Read, look and write.




Can you help me?




No, I can't.  
I want  
to sail.


No, .....  
.....  
.....



No, .....  
.....  
.....



No, .....  
.....  
.....



Yes, .....  
Follow me!



No, .....  
.....  
.....




5. Read and choose.

This / That  
is Mr. Albert.




This / That  
is a crocodile!  
Help!



This / That  
is MY hat!

This / That  
is a magic  
book!



This / That  
is a bag.




# UNIT 2

# CAPTAIN COOK



1. What can you see?



1. **parrot**





2. **koala**

3. **leaf**

4. **pirate**

5. **treasure**

2. Look at the rooms and find the hidden things.



1. The tree is in the bathroom.



2. The mouse is in the bedroom.



3. The bag is in the kitchen.



4. The hat is in the living room.



5. The map is in the bathroom.



7. The yoghurt is in the kitchen.



6. The kite is in the bedroom.



8. The vase is in the living room.

3. Look and write.

ear

mouth



eye

tooth

tummy

4. Read, look and write.

Can you help me?

No, I can't.  
I want to sail.

No, I can't.  
I want to play.

No, I can't.  
I want to read.

Yes, I can.  
Follow me!

No, I can't.  
I want to eat.

No, I can't.  
I want to sleep.

5. Read and choose.

This / That is Mr. Albert.

This / That is a crocodile!  
Help!

This / That is MY hat!

This / That is a magic book!

This / That is a bag.