

**EXERCISE 1 : VOCABULARY-Να γράψετε στα ελληνικά και τα αγγλικά τις λέξεις**



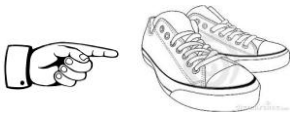


1. perfect =	6. μοναδικός, ή, ό =
2. think =	7. πουκάμισο =
3. make =	8. ράφτης =
4. clever =	9. μακρύς, ιά, ύ =
5. wonderful =	10. πάτωμα =

**EXERCISE 2 : Να συμπληρώσετε τα κενά των προτάσεων με τις παρακάτω λέξεις :**

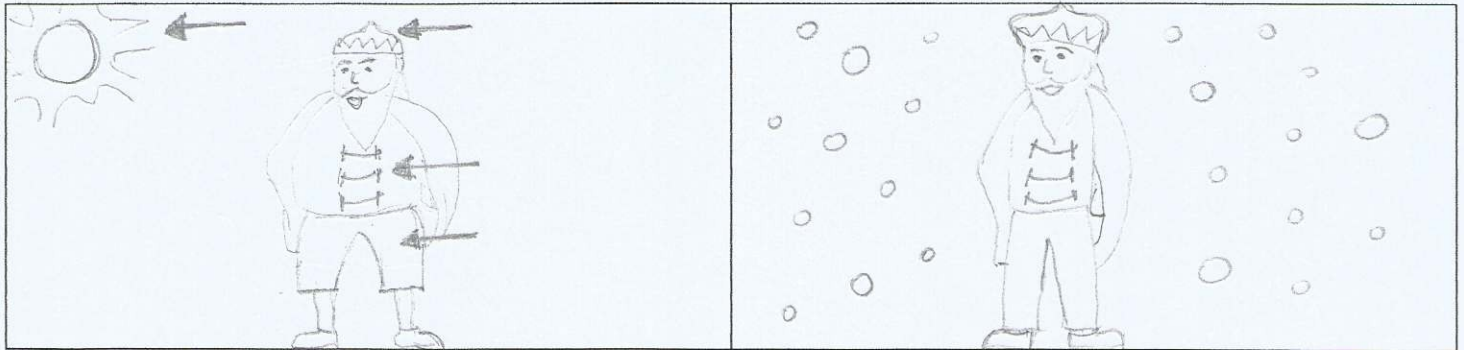
nice, ready, men, some, there, colours, anything, emperor, change, love

1. I need to \_\_\_\_\_ , is that so strange ?
2. Is my special suit \_\_\_\_\_ ?
3. Look at the bright \_\_\_\_\_.
4. The \_\_\_\_\_ 's wearing nothing.
5. \_\_\_\_\_ for things is wrong.
6. This orange suit looks \_\_\_\_\_ , Sir!
7. What are you doing \_\_\_\_\_ ?
8. Clothes on the floor, \_\_\_\_\_ more on the door.
9. I can't see \_\_\_\_\_ .
10. Two \_\_\_\_\_ are here to see you, Sir!

**EXERCISE 3 : Να συμπληρώσετε this - these, that - those στις προτάσεις:**


1.  \_\_\_\_\_ is a jacket.
2.  \_\_\_\_\_ are trousers.
3.  \_\_\_\_\_ are shoes.
4.  \_\_\_\_\_ is a hat.
5.  \_\_\_\_\_ are socks.

**EXERCISE 4: Να βρείτε τις διαφορές ανάμεσα στις δύο εικόνες :**



1. In picture 1 \_\_\_\_\_  
In picture 2 \_\_\_\_\_
2. \_\_\_\_\_
3. \_\_\_\_\_
4. \_\_\_\_\_

**EXERCISE 5 : Να απαντήσετε τις ερωτήσεις για την παρακάτω εικόνα :**



1. Who can you see in this picture ?
2. Is the emperor wearing a jacket now ?
3. Can the emperor see the special trousers ?
4. Are there two tailors ?
5. Are they in the cellar now ?
6. Is the emperor clever ?

GOOD LUCK!!!

